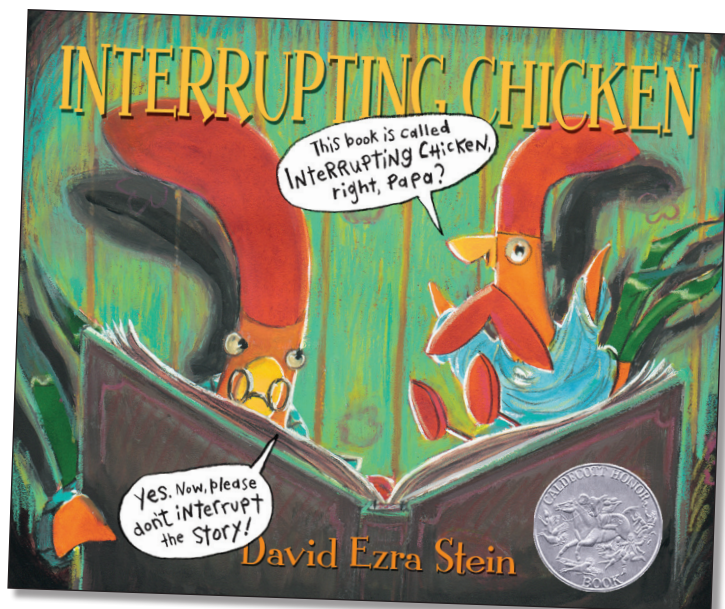


INTERRUPTING CHICKEN

CANDLEWICK PRESS
STORY-HOUR KIT

Extend your story-hour fun with these kid-friendly projects inspired by David Ezra Stein's Caldecott Honor-winning picture book, Interrupting Chicken. This kit includes reproducible elements with directions for a story hour that will have kids jumping to participate!



HC: 978-0-7636-4168-9

DIRECTIONS

Interrupt-the-Story Game

The little red chicken loves adding her own comments to favorite bedtime stories. This simple story game allows children to “interrupt” and add their voices to a narrative, just like the little red chicken. The idea is that a storyteller, teacher, librarian, or parent begins a story, and each child contributes one or two sentences until the story is complete.

Prior to the story hour, copy the speech bubble reproducible onto heavy-weight paper. Then, before the storytelling begins, have children decorate and cut out their own interrupting speech bubble, making sure to fill in their name in the blank. The speech bubbles provide the perfect way for children to signal that they wish to “interrupt,” especially in large groups. Instruct children to hold up their speech bubbles when they wish to be called on to add to the story.

Doorknob Hanger

All Papa wants is for the little red chicken to stop interrupting his bedtime stories, but she just can't help herself! With the help of the Doorknob Hanger reproducible, children can choose to either welcome an interruption or have some quiet time. Displaying “Interrupt Me!” on one side and “Shhh! I'm Reading.” on the other, this sign effectively—and cheerfully—communicates a child's mood.

Encourage children to color both sides of the doorknob hanger, possibly drawing their own images of the little red chicken and Papa if they wish. An adult can help young children cut out both sides of the sign and attach the pieces to cardboard.

Bedtime for Papa

With each bedtime story that Papa reads to the little red chicken, the chicken gets excited and interrupts. Then, the little red chicken tells Papa a story, but she doesn't get to finish it because Papa falls asleep. Use the Bedtime for Papa reproducible to let children finish the little red chicken's bedtime story. Invite younger children to either draw a story or dictate it to an adult, and encourage older children to write out their own story.

Out Jumps . . . !

The little red chicken is an enthusiastic participant in her story—perhaps much like the children in your group. Now you can give children an opportunity to interrupt *their own* stories with this paper-plate puppet project.

Using the Out Jumps . . . ! reproducible, have children color in the images of Papa and the little red chicken and cut them out. You might also like to provide collage elements such as feathers, craft foam, and googly eyes for the children to add to their images. Then instruct them to use tape or glue to attach the picture of Papa to one side of the plate and the little red chicken to the other. Some children may prefer to draw their own characters directly onto the plate. (Alternatively, children may wish to draw a picture of themselves on one side and a picture of the person who reads them a story on the other.)


Have children attach the plate to a craft stick to make a handle. Now invite them to hold up one side of the paper plate and let “Papa” tell a story. At the right moment, they can turn the puppet around and . . . “out jumps the little red chicken” to interrupt it!

Interrupt-the-Story Game

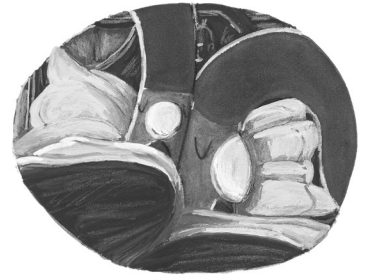
I'm
Interrupting



Doorknob Hanger



Bedtime for Papa



Once there was a little red chicken who put her Papa to bed. She read him a hundred stories, and this is what she said:

Out Jumps . . . !

