

The Favorite Daughter



A RIF GUIDE FOR PARENTS AND FAMILIES

Themes: Family, Cultural Identity, Relationships, Problem Solving

Book Brief: Yuriko loves art—and her name—until a bad experience at school makes her want to change who she is. With her father’s help, she learns to

embrace her own special identity.

Author and Illustrator:
Allen Say



TIME TO READ!

Before reading, build background knowledge:

This story is about a father born in Japan raising a daughter in San Francisco, California. Do you think it

would be hard to be from two such different places?

While reading, make comparisons: Have you ever felt teased by other children? How did you approach this

problem? How did you change your attitude towards a project you did not want to complete for school?

After reading, ask questions:

- ◆ How did Yuriko’s dad help her work through the problems she faced in school?
- ◆ How did Yuriko regain her pride in her name and in her artistic abilities?

RELATED ACTIVITIES

JAPANESE KOKESHI DOLLS

Materials: ping-pong or Styrofoam ball; small, clean plastic bottles of different sizes; hot glue; markers or tempera paint; small brush

Look up Kokeshi dolls: www.activityvillage.co.uk/kokeshi-dolls. Note that they can range in size.

Hot glue ping-pong ball to top of bottle. Let cool. Draw or paint simple facial features and hair. When dry, decorate body to represent a beautiful *kimono* (a traditional Japanese gown).

MAKING MOCK SUSHI ROLLS

For a sweet treat, make mock sushi rolls using this recipe: www.tasteofhome.com/recipes/kid--sushi. If it’s not a food you eat regularly, you can also visit a Japanese market or restaurant near you for real sushi—or buy some at most grocery stores. If your


child is picky about seafood, try a cucumber or avocado roll.

WHAT’S IN A NAME?

Discuss the origin and/or meaning of your child’s name. Is it a family name? A name linked to a specific country, language, or culture? Help your child make a nameplate for their bedroom or locker at school and decorate it.

ORIGAMI ART

Use Origami or other thin sheets of paper to make 3-D art. Make decorations for around the house or holiday-themed ornaments. Find simple instructions at www.origami-instructions.com/simple-origami.html.



ADDITIONAL RESOURCES

OTHER BOOKS ABOUT JAPANESE CULTURE

- Easy Origami*, John Montroll (1992)
One Leaf Rides the Wind, Celeste Mannis (2005)
The Way We Do It in Japan, Geneva Cobb Iijima (2002)

PROUDLY SPONSORED BY ★macy’s
©2013 Reading Is Fundamental, Inc.



Reading Is
Fundamental