


# Bein' with You This Way

## RIF EXTENSION ACTIVITIES FOR EDUCATORS



### WRITING

Have students choose a friend to write about.

#### For Kindergarten

Use a simple story with the prompt *My friend likes \_\_\_\_\_*. Include a picture.

#### For 1st Grade

Ask students to write 4 things they have in common with a friend and 4 things about them that are different.



#### For 2nd Grade

Students should write a story about what makes their friend special.


### MATH

Over several days, try some snacks that represent opposite tastes. Record student favorites each day on a class graph.

#### Snack ideas:

- ◆ sweet/sour: red apple/green apple
- ◆ hard/soft: cube cheese/cheese spread
- ◆ sweet/salty: marshmallow/pretzel
- ◆ crunchy/chewy: cracker/soft granola bar

Using the graph, discuss how many, how many more, how many less, how many boys, how many girls, etc.




### SOCIAL STUDIES

Have students choose a community helper to draw and write about. Discuss how each wears a different “uniform” on the job but they are all still helpers in our community.

### INKBLOT ART

Materials: paper, paint, paintbrushes

Create imaginative opposite inkblot pictures. Fold paper in half. Have kids paint a design or picture on exposed half. When finished, fold paper back over and press lightly to transfer painting. Peel apart slowly to reveal picture.



### RECESS/SIMON SAYS OPPOSITES!

Play this game like the regular version of Simon Says, except do the *opposite* of what Simon says. If Simon says clap loud, you clap soft. If Simon says touch your head, touch your toes. This is a great way to assess mastery of opposites!

Simon says,  
“Touch your toes!”

