







Ten Tips for Families of Young Children





1. Read aloud to your child every day

-  Read to babies even before they can talk
-  Let your child see and touch the book
-  Play with voices and the sounds of words





2. Create a print rich-home environment

-  Have a wide variety of books available to children
-  Encourage children to look at books on their own
-  Set aside a family reading area and a family reading time




3. Use grocery shopping to encourage reading and writing

-  Have children help you search for specific brands
-  Use the aisle markers with your child to find items
-  Match coupons to products
-  Have children write out grocery lists (if age appropriate)





4. Cook with your child to develop literacy

-  Show your child how to read a recipe
-  Read the labels on ingredients together
-  Make a family cookbook of favorite recipes
-  Develop oral literacy by talking about family recipes and cooking tips




5. Point out environmental print to children

-  Note signage during nature walks and other outings
-  Discuss logos
-  Ask children to point out print outside of the home environment

6. Tell stories together

-  Talk together about your family history
-  Look at old vacation photos and discuss your memories of the trip
-  Record your storytelling
-  Create family photo albums and have our child help craft the captions




7. Sing and rhyme with your child

-  Choose songs with rhymes and word play
-  Play rhyming games with your child such as what other words sound like "honey"?
-  Challenge your child to sing or say rhymes as fast as they can and don't forget to laugh if the results are silly




Visit [RIF.org](https://www.RIF.org) for free book activities

Ten Tips for Families of Young Children




8. Write with your child

-  Provide lots of writing materials (chalk, markers, crayons, and pencils)
-  Encourage your child to draw and write on their own
-  Encourage your child to write thank you notes to grandparents, make to-do lists, etc.

9. Tie literacy to art

-  Visit an art museum together and use storytelling to explain what is happening in the artwork. Allow your child to interpret the artwork however he/she views it
-  Have children create their own drawings, painting, sculptures, and even instillation pieces made from recyclables in your living room
-  Explain art with sentence strips on which children dictate to you what their artwork is about (consider making a recording in which the children can tell a story about their artwork)

10. Visit the library (and/or bookstore) often

-  Make trips as often as you can
-  Encourage your child to get his or her own library card
-  Take advantage of library programs, such as read alouds and family book clubs

Visit [RIF.org](https://www.rif.org) for free book activities