





Early Childhood Literacy Tip Sheet

Start your little one on their reading journey with these tips for ages birth to four.




Rhyming is the ability to group words together by a common ending sound such as *square, chair, and hare*. You can find rhyming words in poetry, songs, and books for children. Rhyming can support reading and spelling development.

At home try:

-  Singing a rhyming song to your baby.
-  Reading a nursery rhyme to your toddler and have them repeat it back.
-  Reading a couple lines of a rhyming poem to your preschooler and ask which two words rhymed.
-  Reading the lines up to the rhyming word and have your child guess what the word should be (e.g., “run, run as fast as you can, you can’t catch me, I’m the Gingerbread ____!”).




Concepts about Print is a child’s understanding that spoken words can be written down, that books and other print materials contain letters and words, and that text is read from left to right and top to bottom.

At home try:

-  Allowing your child to turn the pages in a book as you read.
-  Pointing to words as you read.
-  Pointing out print in the environment such as signs and product labels.

Reading aloud daily is one of the most important things you can do to help your child grow into a reader. Reading aloud helps develop concepts about print, builds vocabulary, and allows children to experience the joy of reading.

At home try:

-  Reading the same book again and again! Repetition is great for building fluency.
-  Varying your voice to match the characters.
-  Using puppets and props to bring the story to life.



Visit [RIF.org](https://www.rif.org) for free book activities