


Paper Boat: A Refugee Story

RIF EXTENSION ACTIVITIES FOR EDUCATORS

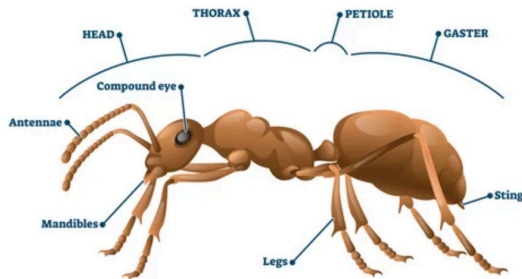
INTERDISCIPLINARY THEMES: ART, SCIENCE, SEL, WRITING



SCIENCE

ANT FACTS

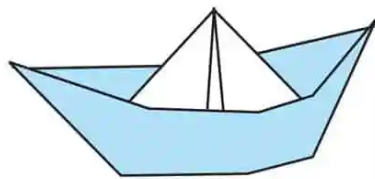
Challenge your students to work as a colony to create a giant list of ant facts, from the anatomical to the social and all the fun facts in between. Have each student find one interesting fact to contribute. For duplicates, pair or group students with the same fact and have them find enough unique facts for every student to have one. Post your list in the classroom.



SCIENCE

PAPER BOATS

Using the ants' boat as inspiration, have your students craft paper boats. Use the template provided or let your students experiment with the design process. Provide at least one container of water to test each boat's ability to float and, perhaps, carry loads of various sizes and weights.



ART, WRITING

PICTURE TO STORY

Create picture stories and test their success on the same page. Have students draw a 3-panel story across the top of a piece of paper. Then, have that illustrator put the story into words on the back of the page. Pass the story to another classmate and have that classmate 'read' only the illustrations and, then, write their understanding of the story action right under the panels. Have the students review the written stories together to see how close the representation and the interpretation are. Share accurate, funny, or all results.

SOCIAL EMOTIONAL LEARNING

NEIGHBORS IN THE CITY

The final illustration in the book shows a community of diverse neighbors in the city. Project the illustration and have your students study it. What similarities can they find among all the people? What differences? As a class, chart student observations and, at the bottom, include students' thoughts about the benefits of community..



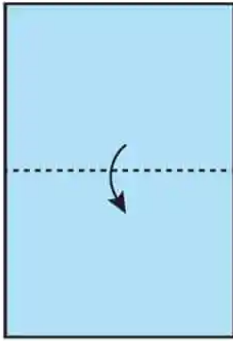
ART, WRITING

ONE-LINE INSECT DRAWINGS

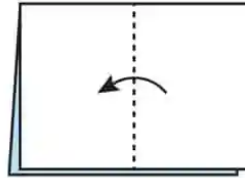
Use a book from the media center or a digital search to provide images of many different insects. Then, have each student select one insect, study the key features, and create a representative drawing with one line (i.e., without lifting their pen/pencil from the page). Post the drawings around the room and allow students to guess the insect on sticky notes affixed to the image or wall.



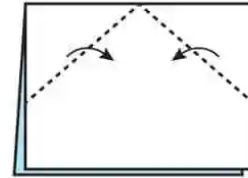
Paper Boat Template



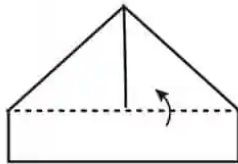
1.



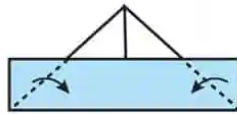
2.



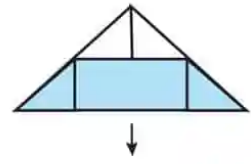
3.



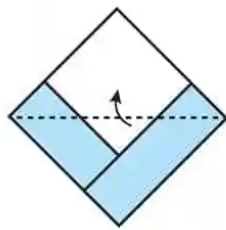
4.



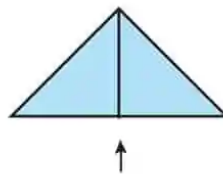
5.



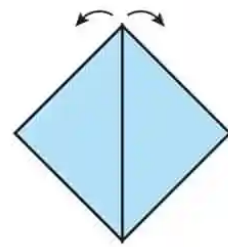
6.



7.



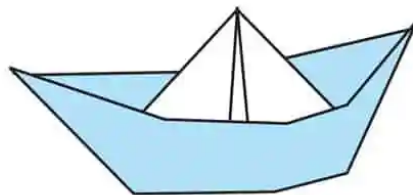
8.



9.




10.



Paper Boat: A Refugee Story

RIF EXTENSION ACTIVITIES FOR EDUCATORS



3-PANEL STORY

ILLUSTRATOR: Draw your story in three pictures, here. Then turn the page over and write a summary of your story in words.

--	--	--

READER: Write a summary of the story you think is being told in the pictures above.